

Authority Budget of:

*Blair County*

***Merchantville-Pennsauken Water Commission***

State Filing Year

2018

**ADOPTED COPY**

*For the Period:*

*January 1, 2018*

*to*

*December 31, 2018*

[www.authority.com](http://www.authority.com)

Authority Web Address

**Department Of**



**Community  
Affairs**

***Division of Local Government Services***

LOCAL GOVT SERVICES  
2017 DEC 21 P 1:46  
RECEIVED

LOCAL GOVT SERVICES  
2017 OCT 30 P 2:35  
RECEIVED

**State of New Jersey**  
**Department of Community Affairs**  
**Division of Local Government Services**  
**PROPOSED INTRODUCED AUTHORITY BUDGET**  
**INTRODUCED BUDGET TRANSMITTAL PACKAGE**

Submit all budget related materials in one package to: *Bureau of Authority Regulation Affairs, Division of Local Government Services, 101 South Broad Street, P.O. Box 803, Trenton, NJ 08625-0803*. Check the box of each item to indicate that it is included in budget or has been completed.


**Proposed Introduced Authority Budget Document**

- ☒ 2 copies of the Introduced budget document that includes all pages completed
  - ☒ Authority Name and Fiscal Year are filled in
  - ☒ Signature blocks on Pages C-2, C-3, and C-4 are filled in along with title, address, e-mail address, phone number and fax number.
  - ☒ Page C-5 Resolution of the Authority governing body approving the introduced budget is enclosed with recorded vote
- Note: Aye Votes must total a majority of the full membership of the governing body (Not including Alternates in total)**

- ☒ Page C-5 Proposed hearing date for adoption of Budget reflected in Authority Budget Resolution
- ☒ Page C-5 Authority Budget Resolution is signed with original hand written signature
- ☒ Budget Narrative (N Pages) and Information Section is complete (All items answered or indicated N/A)
- ☒ Pages N-6 and F-8 applicable amounts agree to the most recent issued audit report of the Authority
- ☒ Sheets not completed have an explanation on them (Such as Authority has no Debt Service)

**Introduced Capital Budget (Page CB-1 through CB-5)**

- ☒ Authority Name and Fiscal Year are filled in
- ☒ Signature blocks on Page CB-1 are filled in along with title, address, e-mail address, phone number and fax number and proper Box Checked off (Top Box 1 Have a Capital Budget **or** Bottom Box 2 Don't have a Capital Budget)
- ☒ Page CB-2-- has all questioned answered or an explanation why question does not apply
- ☒ Page CB-5—Balance Check amount equals Zero

Official's Signature:			
Name:	Michael A. Saraceni		
Title:	Chief Operating Officer		
Address:	6751 Westfield Avenue, Pennsauken, NJ 08110		
Phone Number:	856-288-2900	Fax Number:	856-324-3033
E-mail address:	msaraceni@mpwc.com		

2018

MERCHANTVILLE-PENNSAUKEN WATER COMMISSION

**AUTHORITY BUDGET**

FISCAL YEAR: FROM JANUARY 1, 2018 TO DECEMBER 31, 2018

**For Division Use Only**

**CERTIFICATION OF APPROVED BUDGET**

*It is hereby certified that the approved Budget made a part hereof complies with the requirements of law and the rules and regulations of the Local Finance Board, and approval is given pursuant to N.J.S.A. 40A:5A-11.*

*State of New Jersey  
Department of Community Affairs  
Director of the Division of Local Government Services*

By: Paul D. Cwert CPA, RMA Date: 11/17/2017

**CERTIFICATION OF ADOPTED BUDGET**

*It is hereby certified that the adopted Budget made a part hereof has been compared with the approved Budget previously certified by the Division, and any amendments made thereto. This adopted Budget is certified with respect to such amendments and comparisons only.*

*State of New Jersey  
Department of Community Affairs  
Director of the Division of Local Government Services*

By: Paul D. Cwert CPA, RMA Date: 12/22/2017

# 2018 PREPARER'S CERTIFICATION


## MERCHANTVILLE-PENNSAUKEN WATER COMMISSION

### AUTHORITY BUDGET

**FISCAL YEAR:** FROM: January 1, 2018 **TO:** December 31, 2018

It is hereby certified that the Authority Budget, including both the Annual Budget and the Capital Budget/Program annexed hereto, represents the members of the governing body's resolve with respect to statute in that: all estimates of revenue are reasonable, accurate and correctly stated; all items of appropriation are properly set forth; and in itemization, form and content, the budget will permit the exercise of the comptroller function within the Authority.

It is further certified that all proposed budgeted amounts and totals are correct. Also, I hereby provide reasonable assurance that all assertions contained herein are accurate and all required schedules are completed and attached.

Preparer's Signature:			
Name:	Michael A. Saraceni		
Title:	Chief Operating Officer		
Address:	6751 Westfield Avenue Pennsauken, NJ 08110		
Phone Number:	856-288-2900	Fax Number:	856-324-3033
E-mail address	msaraceni@mpwc.com		

# 2018 APPROVAL CERTIFICATION


## MERCHANTVILLE-PENNSAUKEN WATER COMMISSION

### AUTHORITY BUDGET

**FISCAL YEAR:**    **FROM:** January 1, 2018    **TO:** December 31, 2018

It is hereby certified that the Authority Budget, including all schedules appended hereto, are a true copy of the Annual Budget and Capital Budget/Program approved by resolution by the governing body of the Merchantville-Pennsauken Water Commission, at an open public meeting held pursuant to N.J.A.C. 5:31-2.3, on the 12th day of October, 2017.

It is further certified that the recorded vote appearing in the resolution represents not less than a majority of the full membership of the governing body thereof.

Officer's Signature:			
Name:	George R. Piperno		
Title:	Secretary		
Address:	6751 Westfield Avenue Pennsauken, NJ 08110		
Phone Number:	856-288-2900	Fax Number:	856-486-7417
E-mail address	gpiperno@mpwc.com		

# INTERNET WEBSITE CERTIFICATION

Authority's Web Address:	WWW.MPWC.COM
--------------------------	--------------

All authorities shall maintain either an Internet website or a webpage on the municipality's or county's Internet website. The purpose of the website or webpage shall be to provide increased public access to the authority's operations and activities. N.J.S.A. 40A:5A-17.1 requires the following items to be included on the Authority's website at a minimum for public disclosure. Check the boxes below to certify the Authority's compliance with N.J.S.A. 40A:5A-17.1.

- ☒ A description of the Authority's mission and responsibilities
- ☒ Commencing with 2013, the budgets for the current fiscal year and immediately preceding two prior years
- ☒ The most recent Comprehensive Annual Financial Report (Unaudited) or similar financial information
- ☒ Commencing with 2012, the annual audits of the most recent fiscal year and immediately two prior years
- ☒ The Authority's rules, regulations and official policy statements deemed relevant by the governing body of the authority to the interests of the residents within the authority's service area or jurisdiction
- ☒ Notice posted pursuant to the "Open Public Meetings Act" for each meeting of the Authority, setting forth the time, date, location and agenda of each meeting
- ☒ Beginning January 1, 2013, the approved minutes of each meeting of the Authority including all resolutions of the board and their committees; for at least three consecutive fiscal years
- ☒ The name, mailing address, electronic mail address and phone number of every person who exercises day-to-day supervision or management over some or all of the operations of the Authority
- ☒ A list of attorneys, advisors, consultants and any other person, firm, business, partnership, corporation or other organization which received any remuneration of \$17,500 or more during the preceding fiscal year for any service whatsoever rendered to the Authority.

It is hereby certified by the below authorized representative of the Authority that the Authority's website or webpage as identified above complies with the minimum statutory requirements of N.J.S.A. 40A:5A-17.1 as listed above. A check in each of the above boxes signifies compliance.

Name of Officer Certifying compliance


Joseph C. Scavuzzo

Title of Officer Certifying compliance

President

Signature

Page C-4



# 2018 AUTHORITY BUDGET RESOLUTION

## MERCHANTVILLE-PENNSAUKEN WATER COMMISSION

**FISCAL YEAR: FROM:** January 1, 2018 **TO:** December 31, 2018

WHEREAS, the Annual Budget and Capital Budget for the Merchantville-Pennsauken Water Commission for the fiscal year beginning, January 1, 2018 and ending, December 31, 2018 has been presented before the governing body of the Merchantville-Pennsauken Water Commission at its open public meeting of October 12, 2017; and

WHEREAS, the Annual Budget as introduced reflects Total Revenues of \$ 10,632,174, Total Appropriations, including any Accumulated Deficit if any, of \$ 8,651,854 and Total Unrestricted Net Position utilized of \$0; and

WHEREAS, the Capital Budget as introduced reflects Total Capital Appropriations of \$1,862,000 and Total Unrestricted Net Position planned to be utilized as funding thereof, of \$ 1,862,000; and

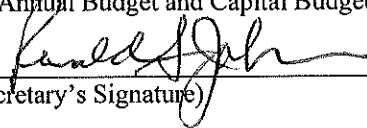
WHEREAS, the schedule of rates, fees and other charges in effect will produce sufficient revenues, together with all other anticipated revenues to satisfy all obligations to the holders of bonds of the Authority, to meet operating expenses, capital outlays, debt service requirements, and to provide for such reserves, all as may be required by law, regulation or terms of contracts and agreements; and

WHEREAS, the Capital Budget/Program, pursuant to N.J.A.C. 5:31-2, does not confer any authorization to raise or expend funds; rather it is a document to be used as part of the said Authority's planning and management objectives. Specific authorization to expend funds for the purposes described in this section of the budget, must be granted elsewhere; by bond resolution, by a project financing agreement, by resolution appropriating funds from the Renewal and Replacement Reserve or other means provided by law.

NOW, THEREFORE BE IT RESOLVED, by the governing body of the Merchantville-Pennsauken Water Commission, at an open public meeting held on October 12, 2017 that the Annual Budget, including all related schedules, and the Capital Budget/Program of the Merchantville-Pennsauken Water Commission for the fiscal year beginning, January 1, 2018 and ending, December 31, 2018 is hereby approved; and

BE IT FURTHER RESOLVED, that the anticipated revenues as reflected in the Annual Budget are of sufficient amount to meet all proposed expenditures/expenses and all covenants, terms and provisions as stipulated in the said Commission's outstanding debt obligations, capital lease arrangements, service contracts, and other pledged agreements; and

BE IT FURTHER RESOLVED, that the governing body of the Merchantville-Pennsauken Water Commission will consider the Annual Budget and Capital Budget/Program for adoption on December 14, 2017.

  
(Secretary's Signature)

10/23/17  
(Date)

Governing Body Member:	Recorded Vote Aye	Nay	Abstain	Absent
Joseph C. Scavuzzo	X			
Patrick J. Brennan	X			
George R. Piperno				X
G. Burton German, Jr.				X
Ronald S. Johnson	X			


# 2018 ADOPTION CERTIFICATION

## MERCHANTVILLE-PENNSAUKEN WATER COMMISSION

### AUTHORITY BUDGET

**FISCAL YEAR:**    **FROM:**    January 1, 2017    **TO:**    December 31, 2018

It is hereby certified that the Authority Budget and Capital Budget/Program annexed hereto is a true copy of the Budget adopted by the governing body of the Merchantville-Pennsauken Water Commission, pursuant to N.J.A.C. 5:31-2.3, on the 14th day of, December, 2017.

Officer's Signature:			
Name:	Michael A. Saraceni		
Title:	Chief Operating Officer		
Address:	6751 Westfield Avenue Pennsauken, NJ 08110		
Phone Number:	856-288-2900	Fax Number:	856-324-3033
E-mail address	msaraceni@mpwc.com		

# 2018 ADOPTED BUDGET RESOLUTION

## MERCHANTVILLE-PENNSAUKEN WATER COMMISSION

**FISCAL  
YEAR:**

**FROM:** January 1, 2018

**TO:** December 31, 2018

WHEREAS, the Annual Budget and Capital Budget/Program for the Merchantville-Pennsauken Water Commission for the fiscal year beginning January 1, 2018 and ending, December 31, 2018 has been presented for adoption before the governing body of Merchantville-Pennsauken Water Commission at its open public meeting of December 14, 2017; and

WHEREAS, the Annual Budget and Capital Budget as presented for adoption reflects each item of revenue and appropriation in the same amount and title as set forth in the introduced and approved budget, including all amendments thereto, if any, which have been approved by the Director of the Division of Local Government Services; and


WHEREAS, the Annual Budget as introduced reflects Total Revenues of \$ 10,632,174, Total Appropriations, including any Accumulated Deficit if any, of \$ 8,651,854 and Total Unrestricted Net Position utilized of \$0; and

WHEREAS, the Capital Budget as introduced reflects Total Capital Appropriations of \$1,862,000 and Total Unrestricted Net Position planned to be utilized as funding thereof, of \$ 1,862,000; and

NOW, THEREFORE BE IT RESOLVED, by the governing body of Merchantville-Pennsauken Water Commission, at an open public meeting held on December 14, 2017 that the Annual Budget and Capital Budget/Program of the Merchantville-Pennsauken Water Commission for the fiscal year beginning, January 1, 2018 and ending, December 31, 2018 is hereby adopted and shall constitute appropriations for the purposes stated; and

BE IT FURTHER RESOLVED, that the Annual Budget and Capital Budget/Program as presented for adoption reflects each item of revenue and appropriation in the same amount and title as set forth in the introduced and approved budget, including all amendments thereto, if any, which have been approved by the Director of the Division of Local Government Services.

December 14, 2017

  
(Secretary's Signature)

Governing Body  
Member:

Recorded Vote

Aye

Nay

Abstain

Absent

Joseph C. Scavuzzo  
Patrick J. Brennan  
George R. Piperno  
G. Burton German, Jr.  
Ronald S. Johnson

X  
X  
X  
X  
X

X

# **2018 AUTHORITY BUDGET**

## **Narrative and Information Section**

# 2018 AUTHORITY BUDGET MESSAGE & ANALYSIS

## MERCHANTVILLE-PENNSAUKEN WATER COMMISSION

### AUTHORITY BUDGET

FISCAL YEAR: FROM: January 1, 2018 TO: December 31, 2018

*Answer all questions below. Attach additional pages and schedules as needed.*

1. Complete a brief statement on the 2018/2018-2019 proposed Annual Budget and make comparison to the 2017/2017-2018 adopted budget for each operation. Explain any variances over +/-10% (**As shown on budget page F-4 explain the reason for changes for each appropriation changing more than 10%**) for each line item by operation. Explanations of variances should include a description of the reason for the increase/decrease in the budgeted line item, not just an indication of the amount and percent of the change. Attach any supporting documentation that will help to explain the reason for the increase/decrease in the budgeted line item. For example, if anticipated service charges have increased 15% due to an increase in rates, provide a copy of the resolution authorizing the rate increase.
  - Shared Services – decreased by 50% based on sponsoring municipality's projections of required services for 2018.
  - Chemical and Lab Expense – increased by 28.9% due to anticipated increase in costs associated with regulatory compliance.
2. Complete a brief statement on the impact the proposed Annual Budget will have on Anticipated Revenues, especially service charges and on the general purpose/component unit financial statements. Explain significant increases or decreases, if any. An increase or decrease is considered significant if it is over +/-10% (**As shown on budget page F-2 explain reason for change for each revenue changing more than 10%**) from the current year adopted budget.
  - Anticipated metered sales to the public are projected based on a COLA increase to rates, historical consumption trends and in accordance with the Commission's ten-year capital program.
  - Other Miscellaneous income increased 14.8% due to anticipated increase in hydrant meter rentals and scrap meter sales.
  - The general purpose/component unit financial statements question is not applicable
3. Describe the state of the local/regional economy and how it may impact the proposed Annual Budget, including the planned Capital Budget/Program.

No anticipated significant impact.

4. Describe the reasons for utilizing Unrestricted Net Position in the proposed Annual Budget, i.e. rate stabilization, debt service reduction, to balance the budget, etc. If the Authority's budget anticipates a use of Unrestricted Net Position, this question must be answered.

The Commission has anticipated the use of \$1,862,000 of unrestricted net position in its 2018 capital budget.

5. Identify any sources of funds transferred to the County/Municipality as a budget subsidy or a shared service and explain the reason for the transfer (i.e.: to balance the County/Municipality budget, etc.).

The MPWC collects rents from Cell carriers who have antennae installed on elevated tanks. Revenues are passed through to Township and Borough.

6. The proposed budget must not reflect an anticipated deficit from 2018/2018-2019 operations. If there exists an accumulated deficit from prior years' budgets (and funding is included in the proposed budget as a result of a prior deficit) explain the funding plan to eliminate said deficit (N.J.S.A. 40A:5A-12). If the Authority has a net deficit reported in its most recent audit, it must provide a deficit reduction plan in response to this question. **(Prepare a response to deficits caused by the implementation of GASB 68)**

As of December 31, 2016, the Commission had and audited unrestricted net deficit of \$5,350,765. The following is a reconciliation of the impact of the GASB 68 liability to the deficit, without which the Commission would have a \$194,416 surplus and the GASB 45, Other Post Employment Benefits Obligation, without which the Commission would have a \$6,454,865 Surplus.

Audited Net Position 12/31/16	\$	15,989,203
Net Investment in Capital Assets		<u>21,339,968</u>
Unrestricted (Deficit)		(5,350,765)
Deficit Related to GASB 68		
Net Pension Liability	\$	8,185,881
Resources Related to Pension		<u>(2,640,700)</u>
Total Deficit Related to GASB 68		<u>5,545,181</u>
Audited Net Position at 12/31/16 Adjusted for GASB 68		194,416
Post Employment Benefits Obligation		<u>6,260,449</u>
Audited Net Position at 12/31/16 Adjusted for GASB 68 and Post Employment Benefits Obligation	\$	<u><u>6,454,865</u></u>

Insofar as a deficit reduction plan, the Commission maintains a 10 year cash flow budget that includes the implementation of systematic future rate adjustments to sustain the Commission operations, future capital needs and debt service. The Commission continues to pay its annual contractually required contribution to the Division of Pensions which contains an amount to fund its unfunded accrued liability and monitor the investments held by the State Division of Pensions in hopes that the liability will decrease and eliminate the deficit. In addition, the Commission provides post-employment benefits to its retirees meeting the requirements on a pay as you go basis. If or when the Commission is informed that it must pay its unfunded pension liability, it will then address how the liability will be funded and the impact it will have on its rates. It would best serve the Commission and its rate payers, if the deficit was eliminated over a five to ten-year span.

7. Attach a schedule of the Authority's existing rate structure (connection fees, parking fees, service charges, etc.) **if it has been changed since the prior year budget submission** and a schedule of the proposed rate structure for the upcoming fiscal year. Explain any proposed changes in the rate structure and attach the resolution approving the change in the rate structure, if applicable.

Required Schedules and resolution are attached.

Regarding proposed rate changes, as discussed above in item 6, the Commission maintains a 10 year cash flow budget that includes the implementation of systematic future rate adjustments to sustain the Commission operations, future capital needs and debt service.

# AUTHORITY CONTACT INFORMATION

## 2018

Please complete the following information regarding this Authority. All information requested below must be completed.

<b>Name of Authority:</b>	MERCHANTVILLE-PENNSAUKEN WATER COMMISSION		
<b>Federal ID Number:</b>	21-6000864		
<b>Address:</b>	6751 WESTFIELD AVENUE		
<b>City, State, Zip:</b>	PENNSAUKEN	NJ	08110
<b>Phone: (ext.)</b>	(856) 288-2900	<b>Fax:</b>	(856) 486-7417

<b>Preparer's Name:</b>	MICHAEL A. SARACENI		
<b>Preparer's Address:</b>	6751 WESTFIELD AVENUE		
<b>City, State, Zip:</b>	PENNSAUKEN	NJ	08110
<b>Phone: (ext.)</b>	(856) 288-2900	<b>Fax:</b>	(856) 324-3033
<b>E-mail:</b>	msaraceni@mpwc.com		

<b>Chief Executive Officer:</b>	JOSEPH C. SCAVUZZO		
<b>Phone: (ext.)</b>	(856) 288-2900	<b>Fax:</b>	(856) 486-7417
<b>E-mail:</b>	jscavuzzo@mpwc.com		

<b>Chief Financial Officer:</b>	G. BURTON GERMAN		
<b>Phone: (ext.)</b>	(856) 288-2900	<b>Fax:</b>	(856) 486-7417
<b>E-mail:</b>	bgerman@mpwc.com		

<b>Name of Auditor:</b>	James J. Miles, Jr.		
<b>Name of Firm:</b>	Bowman & Company LLP		
<b>Address:</b>	601 White Horse Road		
<b>City, State, Zip:</b>	Voorhees, NJ 08043		
<b>Phone: (ext.)</b>	(856) 435-6200	<b>Fax:</b>	(856) 435-0440
<b>E-mail:</b>	jmiles@bowmanllp.com		

# AUTHORITY INFORMATIONAL QUESTIONNAIRE

## MERCHANTVILLE-PENNSAUKEN WATER COMMISSION

**FISCAL YEAR:**    **FROM:**    January 1, 2018    **TO:**    December 31, 2018

Answer all questions below completely and attach additional information as required.

- 1) Provide the number of individuals employed in (Use **Most Recent W-3 Available 2016 or 2017**) as reported on the Authority's Form W-3, Transmittal of Wage and Tax Statements: 40
- 2) Provide the amount of total salaries and wages as reported on the Authority's Form W-3, (Use **Most Recent W-3 Available 2016 or 2017**) Transmittal of Wage and Tax Statements: \$2,364,744
- 3) Provide the number of regular voting members of the governing body: 5
- 4) Provide the number of alternate voting members of the governing body: 0
- 5) Did any person listed on Page N-4 have a family or business relationship with any other person listed on Page N-4 during the current fiscal year? NO If "yes," attach a description of the relationship including the names of the individuals involved and their positions at the Authority.
- 6) Did all individuals that were required to file a Financial Disclosure Statement for the current fiscal year (**Most Recent Filing that March 31, 2017 or 2018 deadline has passed 2017 or 2018**) because of their relationship with the Authority file the form as required? (Checked to see if individuals actually filed at <http://www.state.nj.us/dca/divisions/dlgs/resources/fds.html> before answering) Yes If "no," provide a list of those individuals who failed to file a Financial Disclosure Statement and an explanation as to the reason for their failure to file.
- 7) Does the Authority have any amounts receivable from current or former commissioners, officers, key employees or highest compensated employees? No If "yes," attach a list of those individuals, their position, the amount receivable, and a description of the amount due to the Authority.
- 8) Was the Authority a party to a business transaction with one of the following parties:
  - a. A current or former commissioner, officer, key employee, or highest compensated employee? No
  - b. A family member of a current or former commissioner, officer, key employee, or highest compensated employee? No
  - c. An entity of which a current or former commissioner, officer, key employee, or highest compensated employee (or family member thereof) was an officer or direct or indirect owner? NoIf the answer to any of the above is "yes," attach a description of the transaction including the name of the commissioner, officer, key employee, or highest compensated employee (or family member thereof) of the Authority; the name of the entity and relationship to the individual or family member; the amount paid; and whether the transaction was subject to a competitive bid process.
- 9) Did the Authority during the most recent fiscal year pay premiums, directly or indirectly, on a personal benefit contract? A personal benefit contract is generally any life insurance, annuity, or endowment contract that benefits, directly or indirectly, the transferor, a member of the transferor's family, or any other person designated by the transferor. No If "yes," attach a description of the arrangement, the premiums paid, and indicate the beneficiary of the contract.
- 10) Explain the Authority's process for determining compensation for all persons listed on Page N-4. Include whether the Authority's process includes any of the following: 1) review and approval by the commissioners or a committee thereof; 2) study or survey of compensation data for comparable positions in similarly sized entities; 3) annual or periodic performance evaluation; 4) independent compensation consultant; and/or 5) written employment contract. **Attach a narrative of your Authority's procedures for all employees.**

# AUTHORITY INFORMATIONAL QUESTIONNAIRE

## MERCHANTVILLE-PENNSAUKEN WATER COMMISSION

FISCAL YEAR: FROM: January 1, 2018 TO: December 31, 2018

- 11) Did the Authority pay for meals or catering during the current fiscal year? Yes If "yes," attach a detailed list of all meals and/or catering invoices for the current fiscal year and provide an explanation for each expenditure listed.
- 12) Did the Authority pay for travel expenses for any employee or individual listed on Page N-4? No If "yes," attach a detailed list of all travel expenses for the current fiscal year and provide an explanation for each expenditure listed.
- 13) Did the Authority provide any of the following to or for a person listed on Page N-4 or any other employee of the Authority:
- a. First class or charter travel No
  - b. Travel for companions No
  - c. Tax indemnification and gross-up payments No
  - d. Discretionary spending account No
  - e. Housing allowance or residence for personal use No
  - f. Payments for business use of personal residence No
  - g. Vehicle/auto allowance or vehicle for personal use No
  - h. Health or social club dues or initiation fees No
  - i. Personal services (i.e.: maid, chauffeur, chef) No
- If the answer to any of the above is "yes," attach a description of the transaction including the name and position of the individual and the amount expended.
- 14) Did the Authority follow a written policy regarding payment or reimbursement for expenses incurred by employees and/or commissioners during the course of Authority business and does that policy require substantiation of expenses through receipts or invoices prior to reimbursement? No If "no," attach an explanation of the Authority's process for reimbursing employees and commissioners for expenses. (If your authority does not allow for reimbursements indicate that in answer)
- 15) Did the Authority make any payments to current or former commissioners or employees for severance or termination? No If "yes," attach explanation including amount paid.
- 16) Did the Authority make any payments to current or former commissioners or employees that were contingent upon the performance of the Authority or that were considered discretionary bonuses? No If "yes," attach explanation including amount paid.
- 17) Did the Authority comply with its Continuing Disclosure Agreements for all debt issuances outstanding by submitting its audited annual financial statements, annual operating data, and notice of material events to the Municipal Securities Rulemaking Board's Electronic Municipal Marketplace Access (EMMA) as required? Yes If "no," attach a description of the Authority's plan to ensure compliance with its Continuing Disclosure Agreements in the future.
- 18) Did the Authority receive any notices from the Department of Environmental Protection or any other entity regarding maintenance or repairs required to the Authority's systems to bring them into compliance with current regulations and standards that it has not yet taken action to remediate? No If "yes," attach explanation as to why the Authority has not yet undertaken the required maintenance or repairs and describe the Authority's plan to address the conditions identified.
- 19) Did the Authority receive any notices of fines or assessments from the Department of Environmental Protection or any other entity due to noncompliance with current regulations (i.e.: sewer overflow, etc.)? No If "yes," attach a description of the event or condition that resulted in the fine or assessment and indicate the amount of the fine or assessment.

# **AUTHORITY INFORMATIONAL QUESTIONNAIRE**

## **MERCHANTVILLE-PENNSAUKEN WATER COMMISSION**

**FISCAL YEAR:**    **FROM:**    January 1, 2018    **TO:**    December 31, 2018

Responses to page N-3 Questions:

- 10)    Any/all salary adjustments are submitted as recommendations by a "Salary Committee" following annual performance evaluations of employees. The Salary Committee is comprised of two (2) Commissioners, the Chief Operating Officer and the Executive Assistant. The Commission reviews the recommendations submitted and approves, by resolution, any salary adjustments authorized.
- 11)    Pursuant to NJSA 40A:5-33 the Commission has an appointed Employee Awards and Recognition Program where once a year service awards are issued and the employees are provided a breakfast. (see attached documentation following the capital budget)

**AUTHORITY SCHEDULE OF COMMISSIONERS, OFFICERS, KEY EMPLOYEES,  
HIGHEST COMPENSATED EMPLOYEES AND INDEPENDENT CONTRACTORS**

**MERCHANTVILLE-PENNSAUKEN WATER COMMISSION**

**FISCAL YEAR: FROM: January 1, 2018 TO: December 31, 2018**

*Complete the attached table for all persons required to be listed per #1-4 below.*

- 1) List all of the Authority's current commissioners and officers and amount of compensation from the Authority and any other public entities as defined below. Enter zero if no compensation was paid.
- 2) List all of the Authority's key employees and highest compensated employees other than a commissioner or officer as defined below and amount of compensation from the Authority and any other public entities.
- 3) List all of the Authority's former officers, key employees and highest compensated employees who received more than \$100,000 in reportable compensation from the Authority and any other public entities during the most recent fiscal year completed.
- 4) List all of the Authority's former commissioners who received more than \$10,000 in reportable compensation from the Authority and any other public entities during the most recent fiscal year completed.

**Commissioner:** A member of the governing body of the authority with voting rights. Include alternates for purposes of this schedule.

**Officer:** A person elected or appointed to manage the authority's daily operations at any time during the year, such as the chairperson, vice-chairperson, secretary, or treasurer. For the purposes of this schedule, treat the authority's top management official and top financial official as officers. A member of the governing body may be both a commissioner and an officer for the purposes of this schedule.

**Key employee:** An employee or independent contractor of the authority (other than a commissioner or officer) who meets both of the following criteria:

- a) The individual received reportable compensation from the authority and other public entities in excess of \$150,000 for the most recent fiscal year completed; and
- b) The individual has responsibilities or influence over the authority as a whole or has power to control or determine 10% or more of the authority's capital expenditures or operating budget.

**Highest compensated employee:** One of the five highest compensated employees or independent contractors of the authority other than current commissioners, officers, or key employees whose aggregate reportable compensation from the authority and other public entities is greater than \$100,000 for the most recent fiscal year completed.

**Compensation:** All forms of cash and non-cash payments or benefits provided in exchange for services, including salaries and wages, bonuses, severance payments, deferred payments, retirement benefits, fringe benefits, and other financial arrangements or transactions such as personal vehicles, meals, housing, personal and family education benefits, below-market loans, payment of personal or family travel, entertainment, and personal use of the Authority's property. Compensation includes payments and other benefits provided to both employees and independent contractors in exchange for services.

**Reportable compensation:** (Use the Most Recent W-2 available 2017 or 2018. The aggregate compensation that is reported (or is required to be reported) on Form W-2, box 1 or 5, whichever amount is greater, and/or Form 1099-MISC, box 7, for the most recent calendar year ended 60 days before the start of the proposed budget year. For example, for fiscal years ending December 31, 2018, the most recent W-2 and 1099 should be used 2017 or 2016 (60 days prior to start of budget year is November 1, 2017, with 2016 being the most recent calendar year ended), and for fiscal years ending June 30, 2018, the calendar year 2017 W-2 and 1099 should be used (60 days prior to start of budget year is May 1, 2017, with 2017 being the most recent calendar year ended).

**Other Public Entity:** Any municipality, county, local authority, fire district, or other government unit, regardless of whether it is related in any way to the Authority either by function or by physical location.

**Authority Schedule of Commissioners, Officers, Key Employees, Highest Compensated Employees and Independent Contractors (Continued)**

Merchantville-Pennsauken Water Commission  
For the Period January 1, 2018 to December 31, 2018

		Position (Can Check more than 1 Column for each person)		Reportable Compensation from Authority (W-2/1099)																	
Name	Title	Average Hours per Week Dedicated to Position	Commissioner	Officer	Key Employee	Highest Compensated Employee	Former	Base Salary/ Stipend	Bonus	Other (auto allowance, expense account, payment in lieu of health benefits, etc.)	Estimated amount of other compensation from the Authority (health benefits, pension, etc.)	Total Compensation from Authority	Names of Other Public Entities where Individual is an Employee or Member of the Governing Body See note below	Positions held at Other Public Entities Listed in Column O	Average Hours per Week Dedicated to Positions at Other Public Entities Listed in Column O	Reportable Compensation from Other Public Entities (W-2/ 1099)	Estimated amount of other compensation from Other Public Entities (health benefits, pension, payment in lieu of health benefits, etc.)	Total Compensation All Public Entities			
1 Joseph Scavuzzo	President		X					\$ 3,750			\$ 32,311	\$ 36,061	Pennsauken Twp.	Director Public Works		\$ 75,000		\$ 111,061			
2 Patrick Brennan	Vice- Pres.		X					3,750			32,525	36,275	None					36,275			
3 G. Burton German	Treasurer		X					3,750			13,733	17,483	None					17,483			
4 George Piperno	Secretary		X					3,750	2,500		0	6,250	None					6,250			
5 Ronald Johnson	Asst. Sec/Treas		X					3,750			13,519	17,269	None					17,269			
6 Michael Saraceni	C.O.O.	40	X					127,277			40,755	168,032	None					168,032			
7 Richard Spafford	Engineer	40			X			145,346			42,362	187,707	None					187,707			
8											0	0						0			
9											0	0						0			
10											0	0						0			
11											0	0						0			
12											0	0						0			
13											0	0						0			
14											0	0						0			
15											0	0						0			
Total:								\$ 291,373	\$ -	\$ 2,500	\$ 175,204	\$ 469,077	↑			\$ 75,000	\$ -	\$ 544,077			

(2) Insert "None" in this column for each individual that does not hold a position with another Public Entity

## Schedule of Health Benefits - Detailed Cost Analysis

Merchantville-Pennsauken Water Commission  
For the Period January 1, 2018 to December 31, 2018

	# of Covered Members (Medical & Rx) Proposed Budget	Annual Cost Estimate per Employee Proposed Budget	Total Cost Estimate Proposed Budget	# of Covered Members (Medical & Rx) Current Year	Annual Cost per Employee Current Year	Total Prior year Year Cost	\$ Increase (Decrease)	% Increase (Decrease)
<b>Active Employees - Health Benefits - Annual Cost</b>								
Single Coverage	7	\$ 14,662	\$ 102,634	9	\$ 13,329	\$ 119,961	\$ (17,327)	-14.4%
Parent & Child			-	1	22,138	22,138	(22,138)	-100.0%
Employee & Spouse (or Partner)			-			-	-	#DIV/0!
Family	25	35,016	875,400	23	31,833	732,159	143,241	19.6%
Employee Cost Sharing Contribution (enter as negative - )			(156,200)			(156,200)	-	0.0%
Subtotal	32		821,834	33		718,058	103,776	14.5%
<b>Commissioners - Health Benefits - Annual Cost</b>								
Single Coverage	2	14,662	29,324	2	13,329	26,658	2,666	10.0%
Parent & Child	0		-	0		-	-	#DIV/0!
Employee & Spouse (or Partner)	2	35,016	70,032	2	31,833	63,666	6,366	10.0%
Family	0		-	0		-	-	#DIV/0!
Employee Cost Sharing Contribution (enter as negative - )			(3,800)			(3,800)	-	0.0%
Subtotal	4		95,556	4		86,524	9,032	10.4%
<b>Retirees - Health Benefits - Annual Cost</b>								
Single Coverage	8	14,662	117,296	8	13,329	106,632	10,664	10.0%
Parent & Child			-			-	-	#DIV/0!
Employee & Spouse (or Partner)			-			-	-	#DIV/0!
Family	11	35,016	385,176	10	31,833	318,330	66,846	21.0%
Employee Cost Sharing Contribution (enter as negative - )							-	#DIV/0!
Subtotal	19		502,472	18		424,962	77,510	18.2%
<b>GRAND TOTAL</b>	<b>55</b>		<b>\$ 1,419,862</b>	<b>55</b>		<b>\$ 1,229,544</b>	<b>\$ 190,318</b>	<b>15.5%</b>

Is medical coverage provided by the SHBP (Yes or No)? (Place Answer in Box)

No Yes or No

Is prescription drug coverage provided by the SHBP (Yes or No)? (Place Answer in Box)

No Yes or No

**Note: Remember to Enter an amount in rows for Employee Cost Sharing**

## Schedule of Accumulated Liability for Compensated Absences

Merchantville-Pennsauken Water Commission  
For the Period January 1, 2018 to December 31, 2018

Complete the below table for the Authority's accrued liability for compensated absences.

**X** Box if Authority has no Compensated Absences

X

Legal Basis for Benefit  
(check applicable items)

Individuals Eligible for Benefit	Gross Days of Accumulated Compensated Absences at End of Last Issued Audit Report	Dollar Value of Accrued Compensated Absence Liability	Legal Basis for Benefit (check applicable items)		
			Approved Labor Agreement	Resolution	Individual Employment Agreement
Helen adams	8	\$ 191		X	
Tom Balducci	32	678		X	
Jim Garaguso	96	4,553		X	
Mike Saraceni	192	10,931		X	
Ed Skirpan	20	677		X	
Rich Spafford	128	8,461		X	
* Accrued Absences have historically not been accrued for financial statement purposes due to materiality level.					
See note 12 to the 2016 audit report.					
Total liability for accumulated compensated absences at beginning of current year		\$ 25,491			

The total Amount Should agree to most recently issued audit report for the Authority

## Schedule of Shared Service Agreements

Merchantville-Pennsauken Water Commission  
For the Period January 1, 2018 to December 31, 2018

Enter the shared service agreements that the Authority currently engages in and identify the amount that is received/paid for those services.

Name of Entity Providing Service	Name of Entity Receiving Service	Type of Shared Service Provided	Comments (Enter more specifics if needed)	Agreement Effective Date	Agreement End Date	Amount to be Received by/ Paid from Authority
Township of Pennsauken	Merchantville Pennsauken Water Comm	Fuel - Unleaded, & Diesel	Purchase of fuel for vehicle fleet	Sept. 2008	Open end	up to \$40,000
Township of Pennsauken	Merchantville Pennsauken Water Comm	Vehicle Repairs/Maintenance	Routine repairs and maintenance for fleet by a certified mechanics	June 2015	12/31/2018	up to \$35,000
Township of Pennsauken	Merchantville Pennsauken Water Comm	Asphalt street repairs	Routine street patches for repairing openings due to service or main repairs	"April 2017	Open end	Up to \$175,000

If No Shared Services X this Box

☐



## Rates

A safe, reliable water supply is imperative to our everyday lives. The Merchantville-Pennsauken Water Commission continues to provide the lowest possible rate, while maintaining the highest quality water and exceptional service we are known for.

## Rate Schedule Effective January 1, 2017

### Single Residential Dwelling Owner / Occupied Rate

Minimum charge per quarter includes charges for the meter, service and an allowance of 400 cubic feet of water per quarter. The minimum charges for the associated meter size would be as follows:

Meter Size (inches)	Minimum charge per quarter (usage less than 700 cubic feet)
5/8"	\$24.25
3/4"	\$34.50
1"	\$55.00
1 1/2"	\$109.50
2"	\$164.50
4"	\$559.00
6"	\$1,018.00

8" \$1,296.00

Excess water consumption above the allowance of 400 cubic feet of water would be billed as follows:

- Quarterly water consumption of 500 to 2300 cubic feet of water would be billed at \$2.25 per 100 cu. ft.
- Quarterly water consumption of 2400 to 5000 cubic feet of water would be billed at \$3.00 per 100 cu. ft.
- Quarterly water consumption of 5100 cubic feet of water or greater would be billed at \$3.80 per 100 cu. ft.

**Rates for Commercial, Rental Properties or Single Residential Dwellings that are not owner / occupied**

Minimum charge per quarter includes charges for the meter and service. The minimum charges for the associated meter size would be as follows:

Meter Size (Inches)	Minimum charge per quarter
5/8"	\$24.25
3/4"	\$34.50
1"	\$55.00
1 1/2"	\$109.50
2"	\$164.50
4"	\$559.00
6"	\$1,018.00
8"	\$1,296.00

Water consumption would be billed as follows:

- Quarterly water consumption of 0 to 2300 cubic feet of water would be billed at \$2.25 per 100 cu. ft.
- Quarterly water consumption of 2400 to 5000 cubic feet of water would be billed at \$3.00 per 100 cu. ft.
- Quarterly water consumption of 5100 cubic feet of water or greater would be billed at \$3.80 per 100 cu. ft.

#### **Apartment, Hotel Rate**

Minimum charge per quarter includes charges for the meter and service, plus the greater of:

- The product of the number of meters times the associated charge per meter, or
- The product of the 5/8" meter charge times the number of apartments.

The minimum charges for the associated meter size would be as follows:

<b>Meter Size (inches)</b>	<b>Minimum charge per quarter</b>
5/8"	\$24.25
3/4"	\$34.50
1"	\$55.00
1 1/2"	\$109.50
2"	\$164.50

Water consumption would be billed as follows:

- Quarterly water consumption of 0 to 2300 cubic feet of water would be billed at \$2.25 per 100 cu. ft.
- Quarterly water consumption of 2400 to 5000 cubic feet of water would be billed at \$3.00 per 100 cu. ft.
- Quarterly water consumption of 5100 cubic feet of water or greater would be billed at \$3.80 per 100 cu. ft.

### **Public Fire Hydrant**

\$96.00 per hydrant per quarter

### **Private Fire Sprinkler / Hydrant Rate**

For each fire service into the building the following charges apply:

<b>Service Size (inches)</b>	<b>Charge per Quarter</b>
4"	\$400.00
6"	\$715.00
8"	\$1,100.00
10"	\$1,500.00

### **Qualified Senior Citizen / Disability Rate**

Senior Citizen / Disabled Rate will include an allowance of water usage of 1500 cubic feet included in the meter charge of \$24.25 minus a discount of \$13.50. If consumption is over 1500 cubic feet, the \$13.50 discount will be removed from the account.

- Quarterly water consumption of 1600 to 2300 cubic feet of water would be billed at \$2.25 per 100 cu. ft.
- Quarterly water consumption of 2400 to 5000 cubic feet of water would be billed at \$3.00 per 100 cu. ft.
- Quarterly water consumption of 5100 cubic feet of water or greater would be billed at \$3.80 per 100 cu. ft.

#### **MPWC Other Charges**

The following charges apply to customer services:

<b>Service</b>	<b>Charge</b>
Meter Test	\$40.00
Returned Check	\$25.00
Searches	\$25.00
Turn water on / off – Working Hours	\$60.00
Service calls – After Hours	\$75.00
Service calls – Holiday	\$100.00
Qualified senior service call	\$30.00
Inspection/Flow Test–Main Extension (per inspection)	\$150.00
Overtime Rate-Service/Construction	\$40.00/hour

Hourly Rate for Backhoe	\$75.00/hour
Hourly Rate for Dump Truck	\$35.00/hour
Cost of Collection or Compliance	Cost incurred or expended

If a new service requires the extension of an MPWC water main and the MPWC determines that it is in the best interest of the utility to provide service, the customer can request the MPWC to extend the main to the property. The charges associated with the main extension will be billed as follows:

Main Size	Charge
6" main extension per linear foot	\$90.00
8" main extension per linear foot	\$100.00
12" main extension per linear foot	\$110.00

If a meter is removed from the premises or allowed to freeze and become damaged, the following charges shall apply:

Missing / Frozen Meters	Charge
5/8" Meter	Actual MPWC cost of meter plus installation charge
3/4" Meter	Actual MPWC cost of meter plus installation charge
1" Meter	Actual MPWC cost of meter plus installation charge
1 1/2" Meter	Actual MPWC cost of meter plus installation charge
2" Meter	Actual MPWC cost of meter plus installation charge

The MPWC maintains rules and regulations that must be complied with in order to maintain the integrity of the system and the safety of the public. The following schedule of fines shall apply to anyone who violates the rules and regulations of the MPWC:

<b>Use of a meter bypass of line</b>	<b>\$1,000.00</b>
<b>Illegal / unauthorized use of hydrants</b>	<b>\$1,000.00</b>
<b>Other violations of the Commission rules, 1st offense</b>	<b>\$50.00</b>
<b>Other violations of the Commission rules, 2nd offense</b>	<b>\$250.00</b>
<b>Other violations of the Commission rules, 3rd offense</b>	<b>\$500.00</b>
<b>Other violations of the Commission rules, 4th offense</b>	<b>\$1,000.00</b>
<b>Other violations of the Commission rules, 5th offense</b>	<b>\$2,000.00</b>
<b>Other violations of the Commission rules, 6th offense</b>	<b>\$3,000.00</b>

#### **MPWC Tapping Fees**

All services to be constructed in accordance to Merchantville-Pennsauken Water Commission revised rules and regulations

<b>Item</b>	<b>Tapping Fees</b>
<b>1" Service Renewal</b>	<b>No Charge</b>
<b>1" New Service Tap Only</b>	<b>\$200.00</b>
<b>2" New Service Tap Only</b>	<b>\$400.00</b>

With new services a copy of the plot plan, application and street opening permit is needed before application. MPWC does the tap only for the above.

Item	Tapping Fees
4" New Service	\$2,355.00
6" New Service	\$2,630.00
8" New Service	\$3,426.00
10" New Service	\$5,500.0

MPWC will do all work, open street, install tap, repair the street and take to the curb.

New curb meter material, including the meter crock, lid and yoke can be purchased from the MPWC.

#### **MPWC Connection Fees**

Approved by Resolution After Public Hearing on November 10, 2016 and becomes effective on January 1, 2017.

#### **Residential Users**

Single-Family, Townhouse, Condominium, Multi-Family, Apartment, Trailer, Mobil Home (per unit)	\$1,855.00
---	------------

#### **Non-residential Users**

Per 1,000 gallons expected user per year	\$31.69
Minimum connection fee (per unit)	\$1,855.00

*All non-residential users shall be required to escrow an amount specified by the MPWC engineer for the purpose of evaluating the connection fee to be applied. Estimated EDUs for non-residential shall be based upon the engineer's projected average consumption.*

**Irrigation Or Lawn Sprinklers**

1 inch or less	\$2,025.00
1 1/2 inch	\$3,395.00
2 inches	\$5,115.00
4 inches	\$17,660.00

**Fire Service, Public And Private**

Tapping fees as per schedule

No connection fee. Quarterly service charges only.

**THESE RATES WILL BE IN EFFECT UNTIL FURTHER NOTICE FOR ALL APPLICATIONS THAT HAVE BEEN REVIEWED AND APPROVED BY THE MPWC.**

To view the MPWC's 2016 rate schedule, please use this link: [MPWC 2016 Rates Schedule \(http://mpwc.com/wp-content/uploads/2012/06/MPWC-Rates-Schedule-effective-01-01-2016.pdf\)](http://mpwc.com/wp-content/uploads/2012/06/MPWC-Rates-Schedule-effective-01-01-2016.pdf)

**RESOLUTION TO ADJUST THE RATES AND PENALTIES CHARGED BY THE  
MERCHANTVILLE-PENNSAUKEN WATER COMMISSION FOR WATER AND  
SERVICES SUPPLIED TO CUSTOMERS WITHIN ITS FRANCHISE AREA Pursuant to  
N.J.S.A. 40:62-127**

**WHEREAS**, the Merchantville-Pennsauken Water Commission (hereafter the MPWC or Commission) is a public entity and a body politic of the State of New Jersey created pursuant to New Jersey Statutes 40:62-108 et seq.; and

**WHEREAS**, the Commission has the authority and the duty thereby to provide for the orderly and efficient operation of the Commission, finances, and water supply and quality; and

**WHEREAS**, the Commission has the obligation under N.J.S.A. 40:62-127 (b) to revise rates “. . . so that the waterworks shall be self-supporting, the earnings to be sufficient to provide for all expenses of operation and maintenance and such charges as interest, sinking fund and amortization, so as to prevent any deficit to be paid by taxation from accruing.”; and

**WHEREAS**, the Commission on this date while in open public meeting duly organized and advertised by the Commission appeared in public session; and had publicly considered and proceeded under the Open Public Meetings Act; and

**WHEREAS**, the Commission has applied the statutory formula for annually assessing connection fees pursuant to NJSA 40:14B-21 *et seq* in conformance with P.L. 1986, c.526; and

**WHEREAS**, the Commission had properly and publicly notified and advertised in advance for both a public hearing held on October 12, 2017 and a public meeting held on this date; and had advertised the proposed rates and the proposed changes to the rates; and

**WHEREAS**, the Commission on this date having in open public meeting duly organized and advertised by the Commission having held a connection fee and rate hearing, and heard testimony and evidence of the need for such an increase; and no one appearing in opposition and, in fact, no one from the public appearing at all; and


**WHEREAS** thereafter in its meeting the Commission determined that it must raise its rates; and

**WHEREAS**, the Commission, after allowing for public comment prior to a vote there upon, voted by roll call vote in open session to take the following action:

**NOW, THEREFORE BE IT SO RESOLVED** by the MPWC IN THE COUNTY of Camden, STATE OF NEW JERSEY, that effective January 1, 2018 the rates and charges of the Commission are adjusted as on the Attached schedule of Rates and Fees for 2018 and until further notice.

I HEREBY CERTIFY THAT THE FOREGOING IS A TRUE COPY OF A RESOLUTION ADOPTED BY THE AFFIRMATIVE VOTE OF ALL MEMBERS PRESENT OF THE MERCHANTVILLE-PENNSAUKEN WATER COMMISSION, COUNTY OF CAMDEN, AND STATE OF NEW JERSEY AT A REGULAR MEETING HELD ON OCTOBER 12, 2017 and after public hearing.

MERCHANTVILLE-PENNSAUKEN WATER COMMISSION:



Ronald S. Johnson, Asst. Secretary and Commissioner of the MPWC

SEAL

## Summary of Rate Increase

Rates and Connection Fees	New 2018	New Rates
<b>Quarterly Charges</b>		
4" Fire Service		\$400.00
6" Fire Service		\$715.00
8" Fire Service		\$1,100.00
10" Fire Service		\$1,500.00
5-23 blocks (per block)		<b>\$2.30</b>
23-50 blocks (per block)		<b>\$3.05</b>
Over 50 blocks (per block)		<b>\$3.85</b>
hydrant water usage		<b>\$3.85</b>
5/8" meter		<b>\$24.75</b>
Qualified Senior (5/8" meter)		<b>\$24.75</b>
Qualified Senior discount		<b>\$13.75</b>
3/4" meter		<b>\$35.25</b>
1" meter		<b>\$56.25</b>
1 1/2" meter		<b>\$111.75</b>
2" meter		<b>\$167.75</b>
4" meter		<b>\$570.00</b>
6" meter		<b>\$1,038.00</b>
8" meter		<b>\$1,322.00</b>
Public Fire Hydrant		<b>\$97.50</b>
Hydrant meter rental		\$600.00
<b>Other Charges</b>		
Meter Test		\$40.00
Returned Check		\$25.00
Searches		\$25.00
Turn on/off - working hours		\$60.00
Service call - after hours		\$75.00
Service call - holiday		\$100.00
Qualified senior service call		\$30.00
Inspection service		\$150.00
Overtime rate for service / construction		\$40.00
Hourly rate for backhoe		\$75.00
Hourly rate for dumptruck		\$35.00
New construction meter cost		Cost of meter
Cost of Collection or Compliance		Cost Incurred or expended
1" tapping fee *		\$200.00
2" tapping fee *		\$400.00
4" tapping fee *		\$2,355.00
6" tapping fee *		\$2,630.00
8" tapping fee *		\$3,246.00
10" tapping fee *		\$5,500.00
Residential connection		<b>\$1,904.00</b>
Commercial connection (per 1000 gallons)		<b>\$32.70</b>
* tapping fees may incur additional contracted costs		
<b>Linear foot fee:</b>		
6" per linear foot		\$90.00
8" per linear foot		\$100.00
12" per linear foot		\$110.00
<b>Missing / frozen meter</b>		
5/8"	Cost of meter plus installation	
3/4"	Cost of meter plus installation	
1"	Cost of meter plus installation	
1 1/2"	Cost of meter plus installation	
2"	Cost of meter plus installation	
<b>Violations</b>		
Bypass lines		\$1,000.00
illegal use of hydrants		\$1,000.00
Other violations of Commission Rules, 1st offense		\$50.00
Rule violation, 2nd offense		\$250.00
Rule violation, 3rd offense		\$500.00
Rule violation, 4th offense		\$1,000.00
Rule violation, 5th offense		\$2,000.00
Rule violation, 6th offense		\$3,000.00

# Marco's

at

Pennsauken Country Club

3800 Haddonfield Rd

Pennsauken, NJ 08109

16-00144

Brandy Eisenmann  
MPWC Meeting  
December 8, 2016

Breakfast

Breakfast Buffet	40 @	\$16.99	\$679.60
------------------	------	---------	----------

SUBTOTAL	\$679.60
----------	----------

20% Gratuity

\$135.92

7% NJ Sales Tax

EXEMPT

TOTAL	\$815.52
-------	----------

MPWC


Vendor Acct. No. MARCO005Chart of Acct. 01-5250-040Date of Check 12-8-16 BALANCE \$815.52Check No. 12629 Less Deposit \$0.00

Approved \_\_\_\_\_ Less Payments

Total of Invoices 815.52 \$0.00

\$0.00

BALANCE DUE \$815.52



# **2018 AUTHORITY BUDGET**

## **Financial Schedules Section**

## SUMMARY

Merchantville-Pennsauken Water Commission  
For the Period January 1, 2018 to December 31, 2018

	<b>FY 2018 Proposed Budget</b>						<b>FY 2017 Adopted Budget</b>	<b>\$ Increase (Decrease) Proposed vs. Adopted</b>	<b>% Increase (Decrease) Proposed vs. Adopted</b>
	Water Utility	Water Utility Continued	Utility Continued	N/A	N/A	N/A	Total All Operations	All Operations	All Operations
<b>REVENUES</b>									
Total Operating Revenues	\$ 10,622,174	\$ -	\$ -	\$ -	\$ -	\$ -	\$ 10,622,174	\$ 10,401,818	\$ 220,356 2.1%
Total Non-Operating Revenues	10,000	-	-	-	-	-	10,000	10,000	- 0.0%
Total Anticipated Revenues	10,632,174	-	-	-	-	-	10,632,174	10,411,818	220,356 2.1%
<b>APPROPRIATIONS</b>									
Total Administration	2,779,816	-	-	-	-	-	2,779,816	2,760,746	19,070 0.7%
Total Cost of Providing Services	5,101,875	-	-	-	-	-	5,101,875	5,008,894	92,981 1.9%
Total Principal Payments on Debt Service in Lieu of Depreciation	263,465	395,783	8,637	-	-	-	667,885	660,485	7,400 1.1%
Total Operating Appropriations	8,145,156	395,783	8,637	-	-	-	8,549,576	8,430,125	119,451 1.4%
Total Interest Payments on Debt	31,555	67,953	2,770	-	-	-	102,278	115,845	(13,567) -11.7%
Total Other Non-Operating Appropriations	-	-	-	-	-	-	-	-	#DIV/0!
Total Non-Operating Appropriations	31,555	67,953	2,770	-	-	-	102,278	115,845	(13,567) -11.7%
Accumulated Deficit	-	-	-	-	-	-	-	-	#DIV/0!
Total Appropriations and Accumulated Deficit	8,176,711	463,736	11,407	-	-	-	8,651,854	8,545,970	105,884 1.2%
Less: Total Unrestricted Net Position Utilized	-	-	-	-	-	-	-	-	#DIV/0!
Net Total Appropriations	8,176,711	463,736	11,407	-	-	-	8,651,854	8,545,970	105,884 1.2%
<b>ANTICIPATED SURPLUS (DEFICIT)</b>	<b>\$ 2,455,463</b>	<b>\$ (463,736)</b>	<b>\$ (11,407)</b>	<b>\$ -</b>	<b>\$ -</b>	<b>\$ -</b>	<b>\$ 1,980,320</b>	<b>\$ 1,865,848</b>	<b>\$ 114,472 6.1%</b>

# Revenue Schedule

## Merchantville-Pennsauken Water Commission

For the Period January 1, 2018 to December 31, 2018

	<b>FY 2018 Proposed Budget</b>						<b>FY 2017 Adopted Budget</b>	<b>\$ Increase (Decrease) Proposed vs. Adopted</b>	<b>% Increase (Decrease) Proposed vs. Adopted</b>
	Water Utility	Water Utility Continued	Utility Continued	N/A	N/A	N/A	Total All Operations	Total All Operations	All Operations All Operations
<b>OPERATING REVENUES</b>									
<i>Service Charges</i>									
Residential	8,738,282						\$ 8,738,282	\$ 8,544,871	\$ 193,411 2.3%
Business/Commercial	1,206,225						1,206,225	1,200,022	6,203 0.5%
Industrial							-	-	#DIV/0!
Intergovernmental	95,240						95,240	93,373	1,867 2.0%
Other							-	-	#DIV/0!
Total Service Charges	10,039,747	-	-	-	-	-	10,039,747	9,838,266	201,481 2.0%
<i>Connection Fees</i>									
Residential	30,000						30,000	30,000	- 0.0%
Business/Commercial							-	-	#DIV/0!
Industrial							-	-	#DIV/0!
Intergovernmental							-	-	#DIV/0!
Other							-	-	#DIV/0!
Total Connection Fees	30,000	-	-	-	-	-	30,000	30,000	- 0.0%
<i>Parking Fees</i>									
Meters							-	-	#DIV/0!
Permits							-	-	#DIV/0!
Fines/Penalties							-	-	#DIV/0!
Other							-	-	#DIV/0!
Total Parking Fees	-	-	-	-	-	-	-	-	#DIV/0!
<i>Other Operating Revenues (List)</i>									
Late Charges	105,000						105,000	105,000	- 0.0%
Tower Rentals	425,427						425,427	409,252	16,175 4.0%
Tapping Fees	1,000						1,000	1,000	- 0.0%
Other Miscellaneous Income	21,000						21,000	18,300	2,700 14.8%
Type in (Grant, Other Rev)							-	-	#DIV/0!
Type in (Grant, Other Rev)							-	-	#DIV/0!
Type in (Grant, Other Rev)							-	-	#DIV/0!
Type in (Grant, Other Rev)							-	-	#DIV/0!
Type in (Grant, Other Rev)							-	-	#DIV/0!
Type in (Grant, Other Rev)							-	-	#DIV/0!
Type in (Grant, Other Rev)							-	-	#DIV/0!
Total Other Revenue	552,427	-	-	-	-	-	552,427	533,552	18,875 3.5%
Total Operating Revenues	10,622,174	-	-	-	-	-	10,622,174	10,401,818	220,356 2.1%
<b>NON-OPERATING REVENUES</b>									
<i>Other Non-Operating Revenues (List)</i>									
Type in							-	-	#DIV/0!
Type in							-	-	#DIV/0!
Type in							-	-	#DIV/0!
Type in							-	-	#DIV/0!
Type in							-	-	#DIV/0!
Type in							-	-	#DIV/0!
Total Other Non-Operating Revenue	-	-	-	-	-	-	-	-	#DIV/0!
<i>Interest on Investments &amp; Deposits (List)</i>									
Interest Earned	10,000						10,000	10,000	- 0.0%
Penalties							-	-	#DIV/0!
Other							-	-	#DIV/0!
Total Interest	10,000	-	-	-	-	-	10,000	10,000	- 0.0%
Total Non-Operating Revenues	10,000	-	-	-	-	-	10,000	10,000	- 0.0%
<b>TOTAL ANTICIPATED REVENUES</b>	<b>\$ 10,632,174</b>	<b>\$ -</b>	<b>\$ -</b>	<b>\$ -</b>	<b>\$ -</b>	<b>\$ -</b>	<b>\$ 10,632,174</b>	<b>\$ 10,411,818</b>	<b>\$ 220,356 2.1%</b>

## Prior Year Adopted Revenue Schedule

### Merchantville-Pennsauken Water Commission

<i>FY 2017 Adopted Budget</i>						
	Water Utility	Utility Continued	Utility Continued	N/A	N/A	N/A
						Total All Operations
<b>OPERATING REVENUES</b>						
<i>Service Charges</i>						
Residential	8544871					\$ 8,544,871
Business/Commercial	1200022					1,200,022
Industrial						-
Intergovernmental	93373					93,373
Other						-
Total Service Charges	9,838,266	-	-	-	-	9,838,266
<i>Connection Fees</i>						
Residential	30,000					30,000
Business/Commercial						-
Industrial						-
Intergovernmental						-
Other						-
Total Connection Fees	30,000	-	-	-	-	30,000
<i>Parking Fees</i>						
Meters						-
Permits						-
Fines/Penalties						-
Other						-
Total Parking Fees	-	-	-	-	-	-
<i>Other Operating Revenues (List)</i>						
Late Charges	105000					105,000
Tower Rentals	409252					409,252
Tapping Fees	1000					1,000
Other Miscellaneous Income	18300					18,300
Type in (Grant, Other Rev)						-
Type in (Grant, Other Rev)						-
Type in (Grant, Other Rev)						-
Type in (Grant, Other Rev)						-
Type in (Grant, Other Rev)						-
Type in (Grant, Other Rev)						-
Type in (Grant, Other Rev)						-
Total Other Revenue	533,552	-	-	-	-	533,552
Total Operating Revenues	10,401,818	-	-	-	-	10,401,818
<b>NON-OPERATING REVENUES</b>						
<i>Other Non-Operating Revenues (List)</i>						
Type in						-
Type in						-
Type in						-
Type in						-
Type in						-
Type in						-
Other Non-Operating Revenues	-	-	-	-	-	-
<i>Interest on Investments &amp; Deposits</i>						
Interest Earned	10,000					10,000
Penalties						-
Other						-
Total Interest	10,000	-	-	-	-	10,000
Total Non-Operating Revenues	10,000	-	-	-	-	10,000
<b>TOTAL ANTICIPATED REVENUES</b>	\$ 10,411,818	\$ -	\$ -	\$ -	\$ -	\$ 10,411,818

# Appropriations Schedule

Merchantville-Pennsauken Water Commission  
For the Period January 1, 2018 to December 31, 2018

	<b>FY 2018 Proposed Budget</b>						<b>FY 2017 Adopted Budget</b>	<b>\$ Increase (Decrease) Proposed vs. Adopted</b>	<b>% Increase (Decrease) Proposed vs. Adopted</b>
	Water Utility	Water Utility Continued	Water Utility Continued	N/A	N/A	N/A	Total All Operations	Total All Operations	All Operations
<b>OPERATING APPROPRIATIONS</b>									
<i>Administration - Personnel</i>									
Salary & Wages	\$ 947,000						\$ 947,000	\$ 902,000	\$ 45,000 5.0%
Fringe Benefits	749,525						749,525	721,756	27,769 3.8%
Total Administration - Personnel	1,696,525	-	-	-	-	-	1,696,525	1,623,756	72,769 4.5%
<i>Administration - Other (List)</i>									
Insurance	186,000						186,000	190,000	(4,000) -2.1%
Professional / Outside Services	105,300						105,300	105,500	(200) -0.2%
Shared Services	50,000						50,000	100,000	(50,000) -50.0%
Tower Rental Revenue Expense	399,491						399,491	417,465	(17,974) -4.3%
Miscellaneous Administration*	342,500						342,500	324,025	18,475 5.7%
Total Administration - Other	1,083,291	-	-	-	-	-	1,083,291	1,136,990	(53,699) -4.7%
Total Administration	2,779,816	-	-	-	-	-	2,779,816	2,760,746	19,070 0.7%
<i>Cost of Providing Services - Personnel</i>									
Salary & Wages	1,680,000						1,680,000	1,640,450	39,550 2.4%
Fringe Benefits	1,329,675						1,329,675	1,312,644	17,031 1.3%
Total COPS - Personnel	3,009,675	-	-	-	-	-	3,009,675	2,953,094	56,581 1.9%
<i>Cost of Providing Services - Other (List)</i>									
Electric, Gas & Utilities	750,000						750,000	820,000	(70,000) -8.5%
Maintenance	874,800						874,800	808,800	66,000 8.2%
Chemicals and Lab Expense	212,000						212,000	164,500	47,500 28.9%
Vehicle Expense	60,000						60,000	63,000	(3,000) -4.8%
Miscellaneous COPS*	195,400						195,400	199,500	(4,100) -2.1%
Total COPS - Other	2,092,200	-	-	-	-	-	2,092,200	2,055,800	36,400 1.8%
Total Cost of Providing Services	5,101,875	-	-	-	-	-	5,101,875	5,008,894	92,981 1.9%
Total Principal Payments on Debt Service in Lieu of Depreciation	263,465	395,783	8,637	-	-	-	667,885	660,485	7,400 1.1%
Total Operating Appropriations	8,145,156	395,783	8,637	-	-	-	8,549,576	8,430,125	119,451 1.4%
<b>NON-OPERATING APPROPRIATIONS</b>									
Total Interest Payments on Debt	31,555	67,953	2,770	-	-	-	102,278	115,845	(13,567) -11.7%
Operations & Maintenance Reserve							-	-	#DIV/0!
Renewal & Replacement Reserve							-	-	#DIV/0!
Municipality/County Appropriation							-	-	#DIV/0!
Other Reserves							-	-	#DIV/0!
Total Non-Operating Appropriations	31,555	67,953	2,770	-	-	-	102,278	115,845	(13,567) -11.7%
<b>TOTAL APPROPRIATIONS</b>	8,176,711	463,736	11,407	-	-	-	8,651,854	8,545,970	105,884 1.2%
<b>ACCUMULATED DEFICIT</b>									#DIV/0!
<b>TOTAL APPROPRIATIONS &amp; ACCUMULATED DEFICIT</b>	8,176,711	463,736	11,407	-	-	-	8,651,854	8,545,970	105,884 1.2%
<b>UNRESTRICTED NET POSITION UTILIZED</b>									
Municipality/County Appropriation	-	-	-	-	-	-	-	-	#DIV/0!
Other							-	-	#DIV/0!
Total Unrestricted Net Position Utilized	-	-	-	-	-	-	-	-	#DIV/0!
<b>TOTAL NET APPROPRIATIONS</b>	\$ 8,176,711	\$ 463,736	\$ 11,407	\$ -	\$ -	\$ -	\$ 8,651,854	\$ 8,545,970	\$ 105,884 1.2%

\* Miscellaneous line items may not exceed 5% of total operating appropriations shown below. If amount in miscellaneous is greater than the amount shown below, then the line item must be itemized above.

5% of Total Operating Appropriations \$ 407,257.80 \$ 19,789.15 \$ 431.85 \$ - \$ - \$ - \$ 427,478.80

## Prior Year Adopted Appropriations Schedule

### Merchantville-Pennsauken Water Commission

	FY 2017 Adopted Budget						
	Water Utility	Water Utility Continued	Utility Continued	N/A	N/A	N/A	Total All Operations
<b>OPERATING APPROPRIATIONS</b>							
<i>Administration - Personnel</i>							
Salary & Wages	\$ 902,000						\$ 902,000
Fringe Benefits	721,756						721,756
Total Administration - Personnel	1,623,756	-	-	-	-	-	1,623,756
<i>Administration - Other (List)</i>							
Insurance	190,000						190,000
Professional / Outside Services	105,500						105,500
Shared Services	100,000						100,000
Tower Rental Revenue Expense	417,465						417,465
Miscellaneous Administration*	324,025						324,025
Total Administration - Other	1,136,990	-	-	-	-	-	1,136,990
Total Administration	2,760,746	-	-	-	-	-	2,760,746
<i>Cost of Providing Services - Personnel</i>							
Salary & Wages	1,640,450						1,640,450
Fringe Benefits	1,312,644						1,312,644
Total COPS - Personnel	2,953,094	-	-	-	-	-	2,953,094
<i>Cost of Providing Services - Other (List)</i>							
Type In Description	820,000						820,000
Type In Description	808,800						808,800
Type In Description	164,500						164,500
Type In Description	63,000						63,000
Miscellaneous COPS*	199,500						199,500
Total COPS - Other	2,055,800	-	-	-	-	-	2,055,800
Total Cost of Providing Services	5,008,894	-	-	-	-	-	5,008,894
Total Principal Payments on Debt Service in Lieu of Depreciation	258,143	394,230	8,112	-	-	-	660,485
Total Operating Appropriations	8,027,783	394,230	8,112	-	-	-	8,430,125
<b>NON-OPERATING APPROPRIATIONS</b>							
Total Interest Payments on Debt	38,275	74,430	3,140	-	-	-	115,845
Operations & Maintenance Reserve							-
Renewal & Replacement Reserve							-
Municipality/County Appropriation							-
Other Reserves							-
Total Non-Operating Appropriations	38,275	74,430	3,140	-	-	-	115,845
<b>TOTAL APPROPRIATIONS</b>	8,066,058	468,660	11,252	-	-	-	8,545,970
<b>ACCUMULATED DEFICIT</b>							
<b>TOTAL APPROPRIATIONS &amp; ACCUMULATED DEFICIT</b>	8,066,058	468,660	11,252	-	-	-	8,545,970
<b>UNRESTRICTED NET POSITION UTILIZED</b>							
Municipality/County Appropriation	-	-	-	-	-	-	-
Other							-
Total Unrestricted Net Position Utilized	-	-	-	-	-	-	-
<b>TOTAL NET APPROPRIATIONS</b>	\$ 8,066,058	\$ 468,660	\$ 11,252	\$ -	\$ -	\$ -	\$ 8,545,970

\* Miscellaneous line items may not exceed 5% of total operating appropriations shown below. If amount in miscellaneous is greater than the amount shown below, then the line item must be itemized above.

5% of Total Operating Appropriations      \$ 401,389.15    \$ 19,711.50    \$ 405.60    \$ -    \$ -    \$ -    \$ 421,506.25

## Debt Service Schedule - Principal

### Merchantville-Pennsauken Water Commission

If Authority has no debt X this box

☐

*Fiscal Year Ending In*

	Adopted Budget Year 2017	Proposed Budget Year 2018	2019	2020	2021	2022	2023	Thereafter	Total Principal Outstanding
<i>Water Utility</i>									
NJEIT 2001 Issue	\$ 229,077	\$ 233,255	\$ 237,268	\$ 241,117	\$ 253,321				\$ 964,961
NJEIT 2001 Refunding Credits	(6,135)	(6,401)	(6,551)	(6,745)	(20,367)				(40,064)
NJEIT 2003 Issue	37,178	38,847	25,000	25,000	25,000	25,000	30,000		168,847
NJEIT 2003 Refunding Credits	(1,977)	(2,236)	(2,137)	(2,152)	(2,223)	(2,461)	(3,274)		(14,483)
Total Principal	258,143	263,465	253,580	257,220	255,731	22,539	26,726	-	1,079,261
<i>Water Utility Continued</i>									
NJEIT 2007 Issue	61,612	68,827	67,719	66,833	74,112	72,846	71,580	302,625	724,542
NJEIT 2010 Issue	55,474	55,474	55,474	55,474	60,474	60,474	60,474	483,316	831,160
NJEIT 2014 Issue	123,047	123,047	123,047	123,047	128,047	128,047	128,047	1,295,467	2,048,749
Camden Water Alloc Loan	154,097	148,435	142,615	134,590	63,101				488,741
Total Principal	394,230	395,783	388,855	379,944	325,734	261,367	260,101	2,081,408	4,093,192
<i>Water Utility Continued</i>									
Reverse Refunding Credits	8,112	8,637	8,688	8,897	22,590	2,461	3,274		54,547
Type in Issue Name									-
Type in Issue Name									-
Type in Issue Name									-
Total Principal	8,112	8,637	8,688	8,897	22,590	2,461	3,274	-	54,547
<i>N/A</i>									
Type in Issue Name									-
Type in Issue Name									-
Type in Issue Name									-
Type in Issue Name									-
Total Principal	-	-	-	-	-	-	-	-	-
<i>N/A</i>									
Type in Issue Name									-
Type in Issue Name									-
Type in Issue Name									-
Type in Issue Name									-
Total Principal	-	-	-	-	-	-	-	-	-
<i>N/A</i>									
Type in Issue Name									-
Type in Issue Name									-
Type in Issue Name									-
Type in Issue Name									-
Total Principal	-	-	-	-	-	-	-	-	-
<i>Bond Rating Comments:</i>									-
Per discussion with bond council, Parker McCay, the Commission does not have									-
a current bond rating and a rating has not been done in over 10 years.									-
									-
Total Principal	-	-	-	-	-	-	-	-	-
<b>TOTAL PRINCIPAL ALL OPERATIONS</b>	<b>\$ 660,485</b>	<b>\$ 667,885</b>	<b>\$ 651,123</b>	<b>\$ 646,061</b>	<b>\$ 604,055</b>	<b>\$ 286,367</b>	<b>\$ 290,101</b>	<b>\$ 2,081,408</b>	<b>\$ 5,227,000</b>

Indicate the Authority's most recent bond rating and the year of the rating by ratings service.

	Moody's	Fitch	Standard & Poors
Bond Rating	See Above	N/A	N/A
Year of Last Rating	N/A	N/A	N/A

# Debt Service Schedule - Interest

Merchantville-Pennsauken Water Commission

If Authority has no debt X this box

☐

			Fiscal Year Ending In						Total Interest Payments
	Adopted Budget Year 2017	Proposed Budget Year 2018	2019	2020	2021	2022	2023	Thereafter	Outstanding
Water Utility									
NJEIT 2001 Issue	\$ 33,275	\$ 27,025	\$ 20,525	\$ 13,775	\$ 7,125				\$ 68,450
NJEIT 2001 Refunding Credits	(1,038)	(730)	(496)	(259)	(132)				(1,617)
NJEIT 2003 Issue	8,140	7,300	6,238	4,988	3,738	2,613	1,425		26,302
NJEIT 2003 Refunding Credits	(2,102)	(2,040)	(2,141)	(2,014)	(1,896)	(1,332)	(700)		(10,123)
Total Interest Payments	38,275	31,555	24,126	16,490	8,835	1,281	725	-	83,012
Water Utility Continued									
NJEIT 2007 Issue	19,950	18,450	16,700	15,300	13,900	11,900	9,900	20,650	106,800
NJEIT 2010 Issue	23,000	21,750	20,500	19,250	18,000	16,500	15,000	56,250	167,250
NJEIT 2014 Issue	22,069	20,819	19,569	18,319	17,069	15,569	14,069	69,681	175,095
Camden Water Alloc Loan	9,411	6,934	4,614	2,327	380				14,255
Total Interest Payments	74,430	67,953	61,383	55,196	49,349	43,969	38,969	146,581	463,400
Water Utility Continued									
Reverse Refunding Credits	3,140	2,770	2,637	2,273	2,028	1,332	700		11,740
Type in Issue Name									-
Type in Issue Name									-
Type in Issue Name									-
Total Interest Payments	3,140	2,770	2,637	2,273	2,028	1,332	700	-	11,740
N/A									
Type in Issue Name									-
Type in Issue Name									-
Type in Issue Name									-
Type in Issue Name									-
Total Interest Payments	-	-	-	-	-	-	-	-	-
N/A									
Type in Issue Name									-
Type in Issue Name									-
Type in Issue Name									-
Type in Issue Name									-
Total Interest Payments	-	-	-	-	-	-	-	-	-
N/A									
Type in Issue Name									-
Type in Issue Name									-
Type in Issue Name									-
Type in Issue Name									-
Total Interest Payments	-	-	-	-	-	-	-	-	-
TOTAL INTEREST ALL OPERATIONS	\$ 115,845	\$ 102,278	\$ 88,146	\$ 73,959	\$ 60,212	\$ 46,582	\$ 40,394	\$ 146,581	\$ 558,152

## Net Position Reconciliation

Merchantville-Pennsauken Water Commission  
For the Period January 1, 2018 to December 31, 2018

### FY 2018 Proposed Budget

	Water Utility	Water Utility Continued	Utility Continued	N/A	N/A	N/A	Total All Operations
<b>TOTAL NET POSITION BEGINNING OF LATEST AUDIT REPORT YEAR(1)</b>	\$ 15,989,203						\$ 15,989,203
Less: Invested in Capital Assets, Net of Related Debt (1)	21,339,968						21,339,968
Less: Restricted for Debt Service Reserve (1)							-
Less: Other Restricted Net Position (1)							-
Total Unrestricted Net Position (1)	(5,350,765)	-	-	-	-	-	(5,350,765)
Less: Designated for Non-Operating Improvements & Repairs							-
Less: Designated for Rate Stabilization							-
Less: Other Designated by Resolution							-
Plus: Accrued Unfunded Pension Liability (1)	5,545,181						5,545,181
Plus: Accrued Unfunded Other Post-Employment Benefit Liability (1)	6,260,449						6,260,449
Plus: Estimated Income (Loss) on Current Year Operations (2)	419,689						419,689
Plus: Other Adjustments (attach schedule)							-
<b>UNRESTRICTED NET POSITION AVAILABLE FOR USE IN PROPOSED BUDGET</b>	6,874,554	-	-	-	-	-	6,874,554
Unrestricted Net Position Utilized to Balance Proposed Budget	-	-	-	-	-	-	-
Unrestricted Net Position Utilized in Proposed Capital Budget	1,862,000	-	-	-	-	-	1,862,000
Appropriation to Municipality/County (3)	-	-	-	-	-	-	-
Total Unrestricted Net Position Utilized in Proposed Budget	1,862,000	-	-	-	-	-	1,862,000
<b>PROJECTED UNRESTRICTED UNDESIGNATED NET POSITION AT END OF YEAR</b>							
Last Issued Audit Report (4)	\$ 5,012,554	\$ -	\$ -	\$ -	\$ -	\$ -	\$ 5,012,554

(1) Total of all operations for this line item must agree to audited financial statements.

(2) Include budgeted and unbudgeted use of unrestricted net position in the current year's operations.

(3) Amount may not exceed 5% of total operating appropriations. See calculation below.

Maximum Allowable Appropriation to Municipality/County \$ 407,258 \$ 19,789 \$ 432 \$ - \$ - \$ - \$ 427,479

(4) If Authority is projecting a deficit for any operation at the end of the budget period, the Authority must attach a statement explaining its plan to reduce the deficit, including the timeline for elimination of the deficit, if not already detailed in the budget narrative section.

Merchantville-Pennsauken Water Commission  
Estimated Income on Current Operations

Page F-8 of Budget Document

Projected 2017 Revenues	\$	10,429,620
-------------------------	----	------------

Projected 2017 Appropriations

Operating Expenses	\$	7,119,698
Interest Payments on Long-term Debt		115,845
OPEB Accrual		785,748
Depreciation and Amortization		<u>1,988,640</u>

10,009,931

Projected Increase in Net Assets

\$ 419,689

2018

MERCHANTVILLE-PENNSAUKEN WATER  
COMMISSION

CAPITAL  
BUDGET/  
PROGRAM

# 2018 CERTIFICATION OF AUTHORITY CAPITAL BUDGET/PROGRAM


## MERCHANTVILLE-PENNSAUKEN WATER COMMISSION

**FISCAL YEAR:**    **FROM:**    January 1, 2018    **TO:**    December 31, 2018

☒ It is hereby certified that the Authority Capital Budget/Program annexed hereto is a true copy of the Capital Budget/Program approved, pursuant to N.J.A.C. 5:31-2.2, along with the Annual Budget, by the governing body of the Merchantville-Pennsauken Water Commission, on the 12th day of October, 2017.

**OR**

☐ It is hereby certified that the governing body of the \_\_\_\_\_ Authority have elected **NOT** to adopt a Capital Budget /Program for the aforesaid fiscal year, pursuant to N.J.A.C. 5:31-2.2 for the following reason(s): \_\_\_\_\_

Officer's Signature:			
Name:	George R. Piperno		
Title:	Secretary		
Address:	6751 Westfield Avenue Pennsauken, NJ 08110		
Phone Number:	856-288-2900	Fax Number:	856-486-7417
E-mail address	gpiperno@mpwc.com		

# 2018 CAPITAL BUDGET/PROGRAM MESSAGE

## MERCHANTVILLE-PENNSAUKEN WATER COMMISSION

**FISCAL YEAR:**    **FROM:**    January 1, 2018    **TO:**    December 31, 2018

1. Has each municipality or county affected by the actions of the authority participated in the development of the capital plan and reviewed or approved the plans or projects included within the Capital Budget/Program?

No

2. Has each capital project/project financing been developed from a specific capital improvement plan or report; does it include full lifecycle costs; and is it consistent with appropriate elements of Master Plans or other plans in the jurisdiction(s) served by the authority?

No

3. Has a long-term (10-20 years) infrastructure needs assessment or other capital plan with a horizon beyond six years been prepared?

Yes

4. Describe the projected impact of the proposed capital projects, including impact on the schedule of rates, fees, and service charges and the impact on current and future year's schedules.

The impact of the capital & infrastructure needs, coupled with operating expenses has generated a proposed 2.0% increase in water rates for 2018. A public hearing will be held on the proposed adjustments on October 12, 2017.

5. Please indicate which capital projects/project financings are being undertaken in the Metropolitan or Suburban Planning Areas as defined in the State Development and Redevelopment Plan.

None

6. Please indicate which capital projects/project financings are being undertaken within the boundary of a State Planning Commission-designated Center and/or Endorsed Plan and if the project was included in the Plan Implementation Agenda for that Center/Endorsed Plan.

None

*Add additional sheets if necessary.*

# Proposed Capital Budget

Merchantville-Pennsauken Water Commission  
For the Period January 1, 2018 to

December 31, 2018

		Funding Sources				
	Estimated Total Cost	Unrestricted Net Position Utilized	Renewal & Replacement Reserve	Debt Authorization	Capital Grants	Other Sources
<i>Water Utility</i>						
SCADA Controls & Data Collection	\$ 250,000	\$ 250,000				
Main Replacements	700,000	700,000				
Meter Replacements	500,000	500,000				
Other Capital Projects	412,000	412,000				
Total	1,862,000	1,862,000	-	-	-	-
<i>Water Utility Continued</i>						
Type in Description	-					
Type in Description	-					
Type in Description	-					
Type in Description	-					
Total	-	-	-	-	-	-
<i>Water Utility Continued</i>						
Type in Description	-					
Type in Description	-					
Type in Description	-					
Type in Description	-					
Total	-	-	-	-	-	-
<i>N/A</i>						
Type in Description	-					
Type in Description	-					
Type in Description	-					
Type in Description	-					
Total	-	-	-	-	-	-
<i>N/A</i>						
Type in Description	-					
Type in Description	-					
Type in Description	-					
Type in Description	-					
Total	-	-	-	-	-	-
<i>N/A</i>						
Type in Description	-					
Type in Description	-					
Type in Description	-					
Type in Description	-					
Total	-	-	-	-	-	-
TOTAL PROPOSED CAPITAL BUDGET	\$ 1,862,000	\$ 1,862,000	\$ -	\$ -	\$ -	\$ -

Enter brief description of up to four projects for each operation above. For operations with more than four budgeted projects, please attach additional schedules. Input total amount of all projects for the operation on single line and enter "See Attached Schedule" instead of project description.

# 5 Year Capital Improvement Plan

## Merchantville-Pennsauken Water Commission

For the Period January 1, 2018 to December 31, 2018

Fiscal Year Beginning in

	Estimated Total Cost	Current Budget Year 2018	2019	2020	2021	2022	2023
<i>Water Utility</i>							
SCADA Controls & Data Collecti	\$ 250,000	\$ 250,000					
Main Replacements	5,600,000	700,000	1,000,000	1,000,000	1,000,000	1,400,000	500,000
Meter Replacements	1,800,000	500,000	300,000	300,000	100,000	300,000	300,000
Other Capital Projects	3,692,000	412,000	530,000	605,000	780,000	280,000	1,085,000
Total	11,342,000	1,862,000	1,830,000	1,905,000	1,880,000	1,980,000	1,885,000
<i>Water Utility Continued</i>							
Type in Description	-	-					
Type in Description	-	-					
Type in Description	-	-					
Type in Description	-	-					
Total	-	-	-	-	-	-	-
<i>Water Utility Continued</i>							
Type in Description	-	-					
Type in Description	-	-					
Type in Description	-	-					
Type in Description	-	-					
Total	-	-	-	-	-	-	-
<i>N/A</i>							
Type in Description	-	-					
Type in Description	-	-					
Type in Description	-	-					
Type in Description	-	-					
Total	-	-	-	-	-	-	-
<i>N/A</i>							
Type in Description	-	-					
Type in Description	-	-					
Type in Description	-	-					
Type in Description	-	-					
Total	-	-	-	-	-	-	-
<i>N/A</i>							
Type in Description	-	-					
Type in Description	-	-					
Type in Description	-	-					
Type in Description	-	-					
Total	-	-	-	-	-	-	-
<b>TOTAL</b>	<b>\$ 11,342,000</b>	<b>\$ 1,862,000</b>	<b>\$ 1,830,000</b>	<b>\$ 1,905,000</b>	<b>\$ 1,880,000</b>	<b>\$ 1,980,000</b>	<b>\$ 1,885,000</b>

Project descriptions entered on Page CB-3 will carry forward to Pages CB-4 and CB-5. No need to re-enter project descriptions above.

## 5 Year Capital Improvement Plan Funding Sources

### Merchantville-Pennsauken Water Commission

For the Period    January 1, 2018                      to                      December 31, 2018

	Estimated Total Cost	Funding Sources				
		Unrestricted Net Position Utilized	Renewal & Replacement Reserve	Debt Authorizatio n	Capital Grants	Other Sources
<i>Water Utility</i>						
SCADA Controls & Data Collecti	\$ 250,000	\$ 250,000				
Main Replacements	5,600,000	5,600,000				
Meter Replacements	1,800,000	1,800,000				
Other Capital Projects	3,692,000	3,692,000				
Total	11,342,000	11,342,000	-	-	-	-
<i>Water Utility Continued</i>						
Type in Description	-					
Type in Description	-					
Type in Description	-					
Type in Description	-					
Total	-	-	-	-	-	-
<i>Water Utility Continued</i>						
Type in Description	-					
Type in Description	-					
Type in Description	-					
Type in Description	-					
Total	-	-	-	-	-	-
<i>N/A</i>						
Type in Description	-					
Type in Description	-					
Type in Description	-					
Type in Description	-					
Total	-	-	-	-	-	-
<i>N/A</i>						
Type in Description	-					
Type in Description	-					
Type in Description	-					
Type in Description	-					
Total	-	-	-	-	-	-
<i>N/A</i>						
Type in Description	-					
Type in Description	-					
Type in Description	-					
Type in Description	-					
Total	-	-	-	-	-	-
<b>TOTAL</b>	<b>\$ 11,342,000</b>	<b>\$ 11,342,000</b>	<b>\$ -</b>	<b>\$ -</b>	<b>\$ -</b>	<b>\$ -</b>
Total 5 Year Plan per CB-4	\$ 11,342,000					
Balance check		- If amount is other than zero, verify that projects listed above match projects listed on CB-4.				

Project descriptions entered on Page CB-3 will carry forward to Pages CB-4 and CB-5. No need to re-enter project descriptions above.

**State of New Jersey**  
**Department of Community Affairs**  
**Division of Local Government Services**  
**ADOPTED AUTHORITY BUDGET**  
**ADOPTED BUDGET TRANSMITTAL PACKAGE (After Adoption of Budget)**

Submit all budget related materials in one package to: *Bureau of Authority Regulation Affairs, Division of Local Government Services, 101 South Broad Street, P.O. Box 803, Trenton, NJ 08625-0803*. Check the box of each item to indicate that it is included in budget or has been completed.

**Adopted Authority Budget Document**

- ☒ 2 copies of the Adopted budget document submitted that includes all pages completed
  - ☒ All items on the Introduced Budget Transmittal Package completed and included
  - ☒ Page C-6 Signed with Manual Signature along with title, address, e-mail address, phone number and fax number.
  - ☒ Page C-7 Resolution of the Authority governing body approving the introduced budget is enclosed with recorded vote
- Note: Aye Votes must total a majority of the full membership of the governing body (Not including Alternates in total)**

**PDF of Adopted Budget (All pages)**

- ☐ Submit a pdf copy of the budget package (Adopted) to [authoritiesunit@dca.nj.gov](mailto:authoritiesunit@dca.nj.gov) with the name of the authority in the subject line along with wording Adopted Budget.

Official's Signature:			
Name:	Michael A. Saraceni		
Title:	Chief Operating Officer		
Address:	6751 Westfield Avenue, Pennsauken, NJ 08110		
Phone Number:	856-288-2900	Fax Number:	856-324-3033
E-mail address:	msaraceni@mpwc.com		

Section I. Personal Information - Local Government Officer

First Name: Ronald

Middle: S

Last Name: Johnson

Suffix:

Home Address:  
(Optional +)

Telephone Numbers: Home:  
(Optional +)

Business:

Spouse (Includes Civil Union partner).

First Name:

Middle:

Last Name:

Suffix:

+ Optional information, if supplied, will not appear on the public search of the FDS.

Entity	Agency/Board	Position Held	Term Expires *
1 Pennsauken Township - County of Camden	Merchantville Pennsauken Water Commission	Commissioner	

\* = If applicable

Section II. Financial Information

Provide the following information for yourself and members of your immediate family for the prior calendar year. If none, please indicate NONE in the space provided.

A. List the name and address of each source of income, earned and unearned, which you received in excess of \$2,000. If a publicly traded security is the source of income, the security need not be reported unless you or a member of your immediate family has an interest in the business organization.

Name	Address	Self/Spouse	Dependent Name
1 Plain and Simple LLC	6105 N Park Drive S305, Pennsauken NJ 08109	Self	

B. List the name and address of each source of fees and honorariums having an aggregate amount exceeding \$250 received from any single source for personal appearances, speeches, or writing.

Name	Address	Self/Spouse	Dependent Name
1 None			

C. List the name and address of each source of gifts, reimbursements or prepaid expenses having an aggregate value exceeding \$400 from any single source.

Name	Address	Self/Spouse	Dependent Name
1 None			

**D. List the name and address of all business organizations in which an interest was held.**

Name	Address	Self/Spouse	Dependent Name
1 None			

**E. List the address and a brief description of all real property in the State of New Jersey in which an interest was held.**

Are you a law enforcement officer or retired law enforcement officer or is a member of your household a law enforcement officer pursuant to N.J.S.A. 47:1-17?

☐ Yes, I qualify as a law enforcement officer for purposes of N.J.S.A. 47:1-17

☒ No, I do not qualify as a law enforcement officer for purposes of N.J.S.A. 47:1-17

Pursuant to N.J.S.A. 47:1-17, the home addresses and unpublished telephone numbers of law enforcement officers are protected. If you or a member of your household, are a law enforcement officer/ retired law enforcement officer, you must answer YES to identify your home address as exempt from online disclosure. Please note that you must still provide the real property information under Section II.E. If you do not select the YES check box, you have waived protection under N.J.S.A. 47:1-17 and the provided real property information will be available on the Internet as part of your Financial Disclosure Statement.

Municipality/County	Block	Lot	Qual.	Address	% Own *	Self/Spouse	Dependent Name
---------------------	-------	-----	-------	---------	---------	-------------	----------------

1 None

\* = % of Ownership

**F. Optional Comments:**

**Section III. Certification & online filing process**

I hereby certify that this Financial Disclosure Statement contains no willful misstatement of fact or omission of material fact and, constitutes a full disclosure with respect to all matters required by N.J.S.A. 40A:9-22.1 et seq., to the best of my knowledge. I am aware that if any of the foregoing statements made by me are willfully false, I am subject to fines and possible disciplinary action.

Date: 04/27/2017

Name: Ronald S Johnson

I further certify that I intend my electronic signature on this statement to be the legally binding equivalent of my traditional handwritten signature.

**Section I. Personal Information - Local Government Officer**

First Name: George Middle: Robert Last Name: PIPERNO Suffix:  
Home Address: Telephone Numbers: Home: Business:  
(Optional +)  
Spouse (includes Civil Union partner).  
First Name: Barbara Middle: Agnes Last Name: Piperno Suffix:  
+ Optional Information, if supplied, will not appear on the public search of the FDS.

Entity	Agency/Board	Position Held	Term Expires *
1 Pennsauken Township - County of Camden * = if applicable	Merchantville-Pennsauken Water Commission	Commissioner	

**Section II. Financial Information**

Provide the following information for yourself and members of your immediate family for the prior calendar year. If none, please indicate NONE in the space provided.

A. List the name and address of each source of income, earned and unearned, which you received in excess of \$2,000. If a publicly traded security is the source of income, the security need not be reported unless you or a member of your immediate family has an interest in the business organization.

Name	Address	Self/Spouse	Dependent Name
1 Merchantville-Pennsauken Water Commission	6751 Westfield Ave, Pennsauken NJ 08110	Self	
2 New Jersey State Pension	Trenton NJ	Self	
3 Social Security	Washington DC	Self	
4 30 South Haddon Ave. Partnership	P O Box 301 Haddonfield NJ	Self	
5 George R. Piperno Law Office	P O Box 301 Haddonfield NJ	Self	
6 Social Security	Washington DC	Spouse	
7 New Jersey State Pension	Trenton NJ	Spouse	
8 Janney Montgomery	Cherry Hill	Spouse	
9 Vanguard	Philadelphia Pa	Spouse	

10	Janney Montgomery	Cherry Hill, NJ	Self
11	Charles Schwab	Philadelphia Pa	Self

**B. List the name and address of each source of fees and honorariums having an aggregate amount exceeding \$250 received from any single source for personal appearances, speeches, or writing.**

Name	Address	Self/Spouse	Dependent Name
1 None	None	Self	

**C. List the name and address of each source of gifts, reimbursements or prepaid expenses having an aggregate value exceeding \$400 from any single source,**

Name	Address	Self/Spouse	Dependent Name
1 None	None	Self	
2 None	None	Self	

**D. List the name and address of all business organizations in which an interest was held.**

Name	Address	Self/Spouse	Dependent Name
1 30 South Haddon Ave. Partnership	P O Box 301 Haddonfield NJ	Self	

**E. List the address and a brief description of all real property in the State of New Jersey in which an interest was held.**

Are you a law enforcement officer or retired law enforcement officer or is a member of your household a law enforcement officer pursuant to N.J.S.A. 47:1-17 ?

☐ Yes, I qualify as a law enforcement officer for purposes of N.J.S.A. 47:1-17

☒ No, I do not qualify as a law enforcement officer for purposes of N.J.S.A. 47:1-17

Pursuant to N.J.S.A. 47:1-17, the home addresses and unpublished telephone numbers of law enforcement officers are protected. If you or a member of your household, are a law enforcement officer/ retired law enforcement officer, you must answer YES to identify your home address as exempt from online disclosure. Please note that you must still provide the real property information under Section II.E. If you do not select the YES check box, you have waived protection under N.J.S.A. 47:1-17 and the provided real property information will be available on the Internet as part of your Financial Disclosure Statement.

	Municipality/County	Block	Lot	Qual.	Address	% Own *	Self/Spouse	Dependent Name
1	Pennsauken (Camden)	3302	13		8008 Corbett Rd. Pennsauken NJ 08109	100.00	Joint	
2	Haddonfield Boro (Camden)	33.01	57		30 South Haddon Ave. Haddonfield NJ 08033	50.00	Self	

\* = % of Ownership

**F. Optional Comments:**

Section III, Certification & online filing process

I hereby certify that this Financial Disclosure Statement contains no willful misstatement of fact or omission of material fact and, constitutes a full disclosure with respect to all matters required by N.J.S.A. 40A:9-22.1 et seq., to the best of my knowledge. I am aware that if any of the foregoing statements made by me are willfully false, I am subject to fines and possible disciplinary action.

Date: 04/17/2017

Name: George R. Piperno

I further certify that I intend my electronic signature on this statement to be the legally binding equivalent of my traditional handwritten signature.

**Section I. Personal Information - Local Government Officer**

First Name: Joseph	Middle: Charles	Last Name: Scavuzzo	Suffix:
Home Address: (Optional +)		Telephone Numbers: Home: (Optional +) Business:	
Spouse (includes Civil Union partner).			
First Name: Allyson	Middle: Meloni	Last Name: Scavuzzo	Suffix:

+ Optional information, if supplied, will not appear on the public search of the FDS.

Entity	Agency/Board	Position Held	Term Expires *
1 Pennsauken Township - County of Camden * = If applicable	Merchantville-Pennsauken Water Commission	Commissioner-MPWC	

**Section II. Financial Information**

Provide the following information for yourself and members of your immediate family for the prior calendar year. If none, please indicate NONE in the space provided.

A. List the name and address of each source of income, earned and unearned, which you received in excess of \$2,000. If a publicly traded security is the source of income, the security need not be reported unless you or a member of your immediate family has an interest in the business organization.

Name	Address	Self/Spouse	Dependent Name
1 Merchantville-Pennsauken Water Commission	6751 Westfield Ave, Pennsauken, NJ, 08110	Self	
2 Township of Pennsauken	5605 N. Crescent Blvd, Pennsauken, NJ 08110	Self	
3 Falco, Caruso & Leonard Funeral Homes	6600 Browning Road, Pennsauken, NJ 08109	Self	
4 Rutgers University	85 Somerset St, New Brunswick, NJ 08901	Spouse	
5 Camden County Community College	200 College Dr, Blackwood, NJ 08012	Spouse	

**B. List the name and address of each source of fees and honorariums having an aggregate amount exceeding \$250 received from any single source for personal appearances, speeches, or writing.**

Name	Address	Self/Spouse	Dependent Name
1 None			

**C. List the name and address of each source of gifts, reimbursements or prepaid expenses having an aggregate value exceeding \$400 from any single source.**

Name	Address	Self/Spouse	Dependent Name
1 None			

**D. List the name and address of all business organizations in which an interest was held.**

Name	Address	Self/Spouse	Dependent Name
1 Scavuzzo Electrical Contracting, LLC	2512 Doral Drive	Self	

**E. List the address and a brief description of all real property in the State of New Jersey in which an interest was held.**

Are you a law enforcement officer or retired law enforcement officer or is a member of your household a law enforcement officer pursuant to N.J.S.A. 47:1-17?

☐ Yes, I qualify as a law enforcement officer for purposes of N.J.S.A. 47:1-17

☒ No, I do not qualify as a law enforcement officer for purposes of N.J.S.A. 47:1-17

Pursuant to N.J.S.A. 47:1-17, the home addresses and unpublished telephone numbers of law enforcement officers are protected. If you or a member of your household, are a law enforcement officer/ retired law enforcement officer, you must answer YES to identify your home address as exempt from online disclosure. Please note that you must still provide the real property information under Section II.E. If you do not select the YES check box, you have waived protection under N.J.S.A. 47:1-17 and the provided real property information will be available on the Internet as part of your Financial Disclosure Statement.

Municipality/County	Block	Lot	Qual.	Address	% Own *	Self/Spouse	Dependent Name
1 Pennsauken (Camden)	2409	25			100.00	Spouse	

\* = % of Ownership

**F. Optional Comments:**

#### Section III. Certification & online filing process

I hereby certify that this Financial Disclosure Statement contains no willful misstatement of fact or omission of material fact and, constitutes a full disclosure with respect to all matters required by N.J.S.A. 40A:9-22.1 et seq., to the best of my knowledge. I am aware that if any of the foregoing statements made by me are willfully false, I am subject to fines and possible disciplinary action.

Date: 04/27/2017

Name: Joseph C. Scavuzzo

I further certify that I intend my electronic signature on this statement to be the legally binding equivalent of my traditional handwritten signature.